

User Guide to Apply for Experienced Professional Engineer (PE) Registration

Table of Contents

1	Navigation to PEB Portal (E-Services) from PEB Website.....	3
2	Log In and Registration	4
2.1	Register as New User	4
2.2	Login with Singpass	8
2.3	Login as non-Singpass user	11
3	Submit online application and payment	12
4	Application for Previously Registered or Experienced Applicant – Step by Step Guide	12
4.1	Submission of Application	13
4.2	Download Payment Receipt	23
5	Re-Submission of Application	24
6	Download Notification Letters	26

Dear Applicant

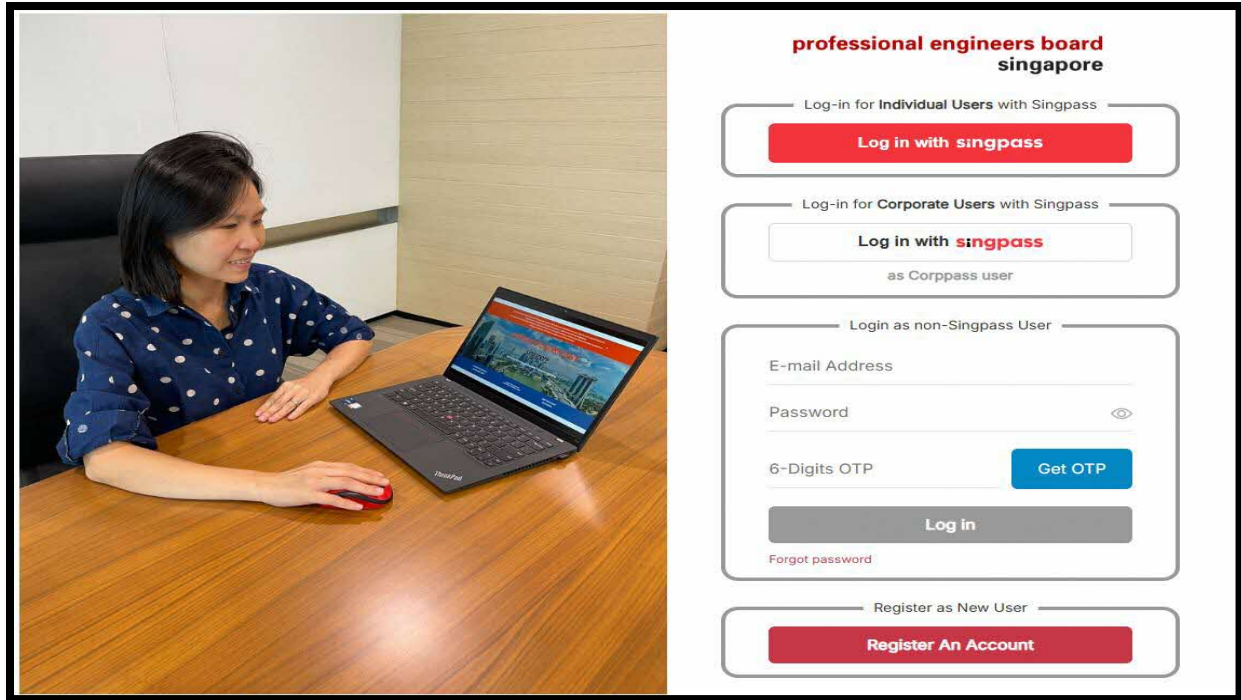
PEB has prepared this guide to assist you in your application process. Please refer to the PEB website for application prerequisites.

1 Navigation to PEB Portal (E-Services) from PEB Website

Access the **PEB website** by visiting <https://www1.peb.gov.sg/>. On the homepage, click on **"LOGIN TO PEB PORTAL (E-SERVICES)"** to proceed to PEB Portal login page.

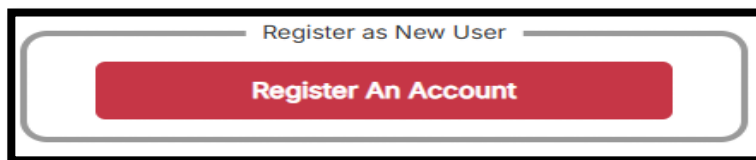


2 Log In and Registration



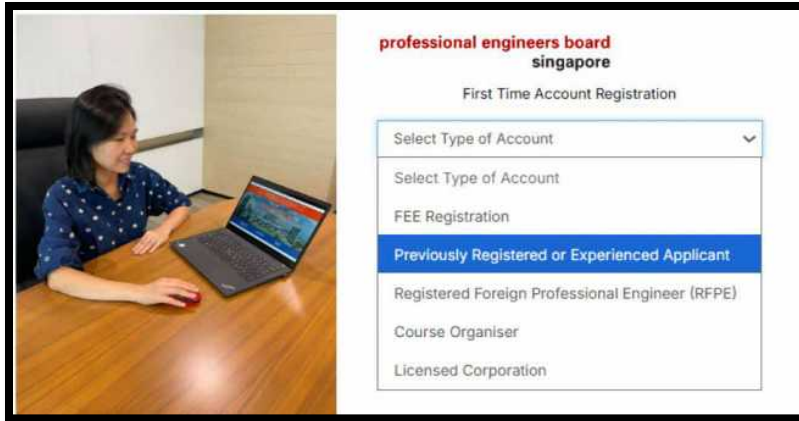
2.1 Register as New User

If you do not have an account with PEB, select **"Register An Account"** to create one.

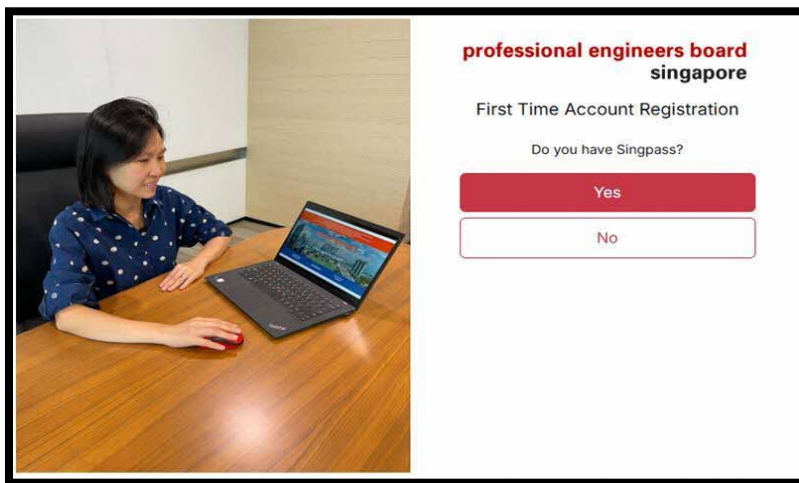


- i. Select Type of Account as **Previously Registered or Experienced Applicant.**

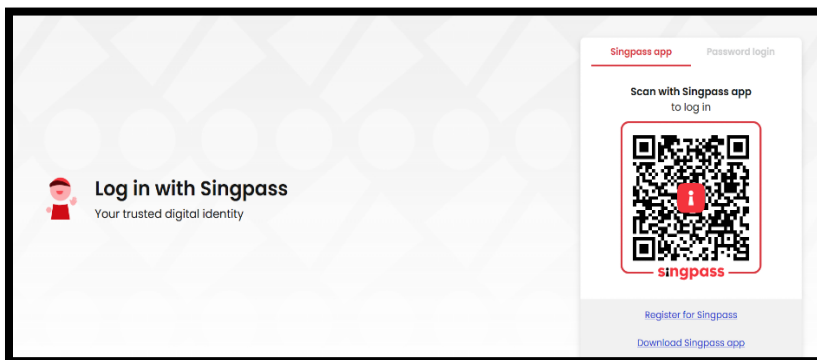
professional engineers board singapore



- ii. On the screen, you will be asked whether you have a **Singpass account**:
- Click **Yes** if you have a Singpass account.
 - Click **No** if you do not have a Singpass account.

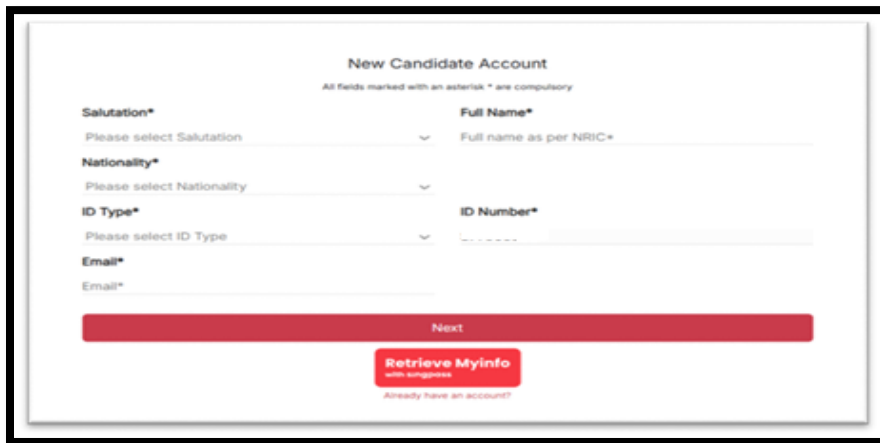


- iii. If you selected **Yes**:
- You will be redirected to the **Singpass Login** page.
 - Log in using your Singpass credentials to proceed with the registration.

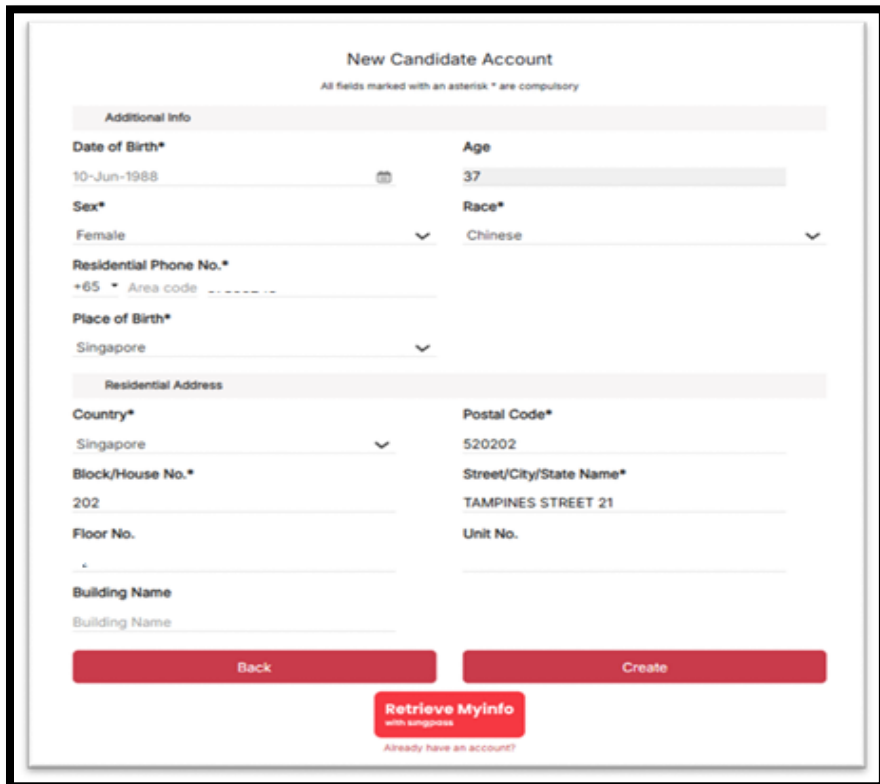


professional engineers board singapore

- Click on **"Retrieve Myinfo"** on the next page to retrieve your details. Click **"Next"** to proceed.



- Click **"Create"** to create an account with PEB.



- iv. If you have selected **No** for Singpass:
- You will be redirected to the **Registration Page** below.
 - Enter all the required mandatory details.

professional engineers board singapore

- Password entered must contain at least one uppercase and lowercase alphabet, a number, a special character and at least 12 characters long.
- Click **"Submit"** to complete your registration.
- Please ensure that the email address provided during registration is accurate. This email address will be used for login purposes.

New Candidate Account

All fields marked with an asterisk * are compulsory

Salutation*
Please select Salutation

Full Name*
Full name as per NRIC*

Nationality*
Please select Nationality

ID Type*
Please select ID Type

ID Number*
ID Number*

Email*
Email*

Password*

Re-enter Password*

Hint: Password must contain at least one uppercase and one lowercase alphabet, a number, a special character and at least 12 characters long

Submit

[Already have an account?](#)

- v. After successful registration, you can log in using your newly created credentials and you will be redirected to the PEB dashboard.

Log-in as non-Singpass User

E-mail Address

Password

6-Digits OTP

Get OTP

Log in

Forgot password

A Singapore Government Agency Website [How to identify](#)

professional engineers board singapore

Dashboard Applications Request Changes

Inbox

Application No.	Activity	Last Activity Date	Status	Remarks	Actions
No data available in table					

Show

10

 entries

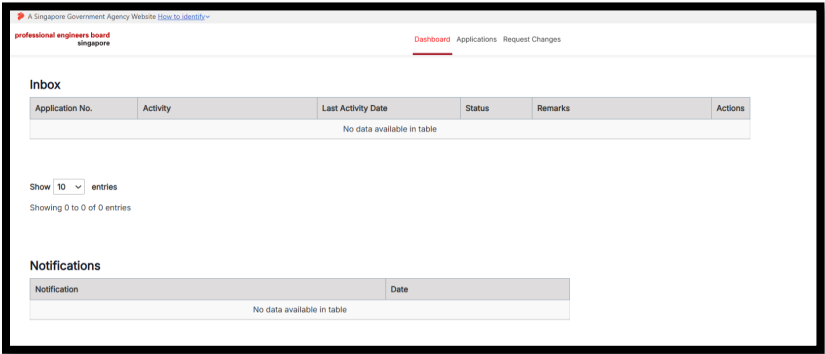
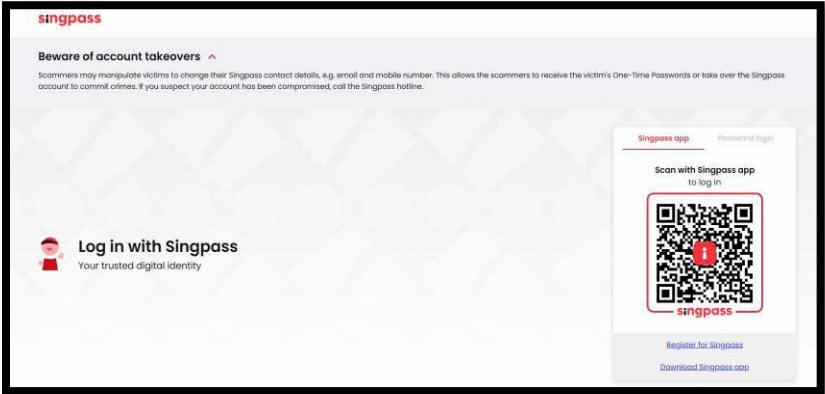
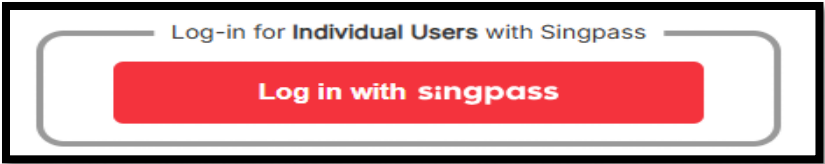
Showing 0 to 0 of 0 entries

Notifications

Notification	Date
No data available in table	

2.2 Login with Singpass

If you are Singapore citizens, Permanent Residents (PRs), and holders of valid work pass (Employment Pass, S-Pass, Work Permit or Dependant's Pass) and already registered with PEB, select **"Log in with Singpass"**. You will be redirected to the Singpass Login page. Enter your Singpass credentials to login. After successful login, existing users will be redirected to the PEB Dashboard. **Please review your "Profile" after logging in to the portal.**



- i. If you are a first-time user, you will be redirected to the registration page.
- ii. Click on **"Retrieve Myinfo"** to retrieve your details, select **"Previously Registered or Experienced Applicant"** as the Type of Account from the drop-down list, enter your salutation and then click **"Next"** to proceed.

professional engineers board singapore

New Candidate Account

All fields marked with an asterisk * are compulsory

Type Of Account*

Salutation*

Please select Salutation

Nationality*

Please select Nationality

ID Type*

Please select ID Type

Email*

Email*

Full Name*

Full name as per NRIC*

ID Number*

Next

Retrieve Myinfo

with singpass

Already have an account?

- iii. Click **"Create"** to create an account with PEB.

New Candidate Account

All fields marked with an asterisk * are compulsory

Additional Info

Date of Birth*

10-Jun-1988

Age

37

Sex*

Female

Race*

Chinese

Residential Phone No.*

+65 ▾ Area code -----

Place of Birth*

Singapore

Residential Address

Country*

Singapore

Postal Code*

520202

Block/House No.*

202

Street/City/State Name*

TAMPINES STREET 21

Floor No.

Unit No.

Building Name

Building Name

Back

Create

Retrieve Myinfo

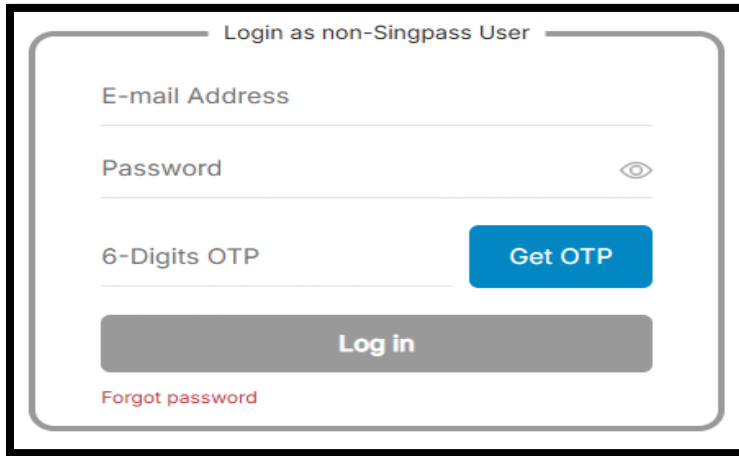
with singpass

Already have an account?

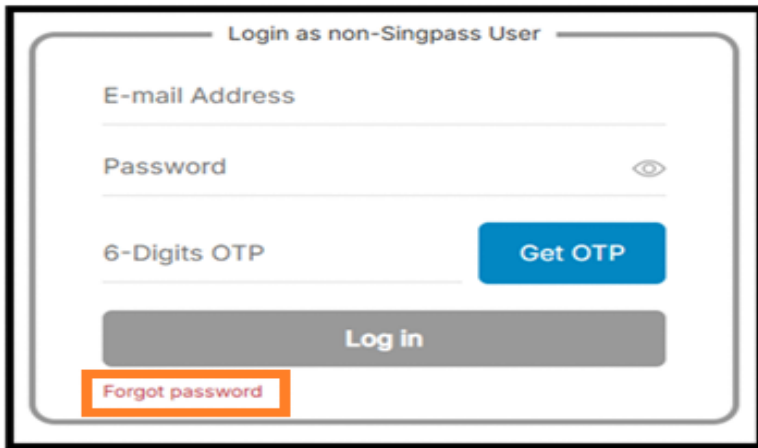
2.3 Login as non-Singpass user

If you are a foreigner without Singpass and has an existing account with PEB, use the registered email to login under **"Login as non-Singpass User"** section.

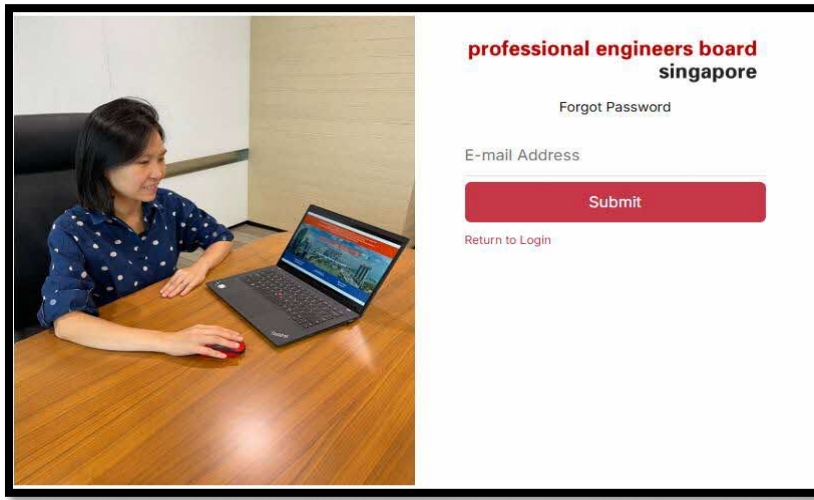
- i. Enter your registered email address and password.
- ii. Click **"Get OTP"** to receive your OTP. Your OTP will be sent to your email address.
- iii. Enter your 6-digit OTP received in your email and click Login.



- iv. If you have forgotten your password, click the **"Forgot password"** section to reset your password.



- v. You will be redirected to the page below. Enter your registered email address and click **"Submit"**. The password reset URL will be sent to your email. Please check your inbox and click on the URL to reset your password. **Please review your "Profile" after logging in to the portal.**

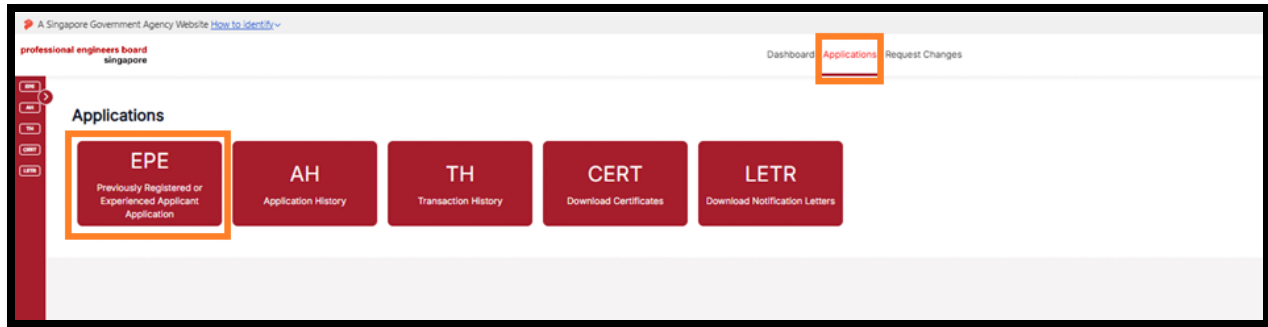


3 Submit online application and payment

An applicant may submit an application (include providing personal information such as employment details, incidents of conviction of criminal offence etc.; necessary declarations; endorsements by employer or a PE; certificates of good conduct and character; examination results, etc.) to PEB together with a report of post-graduate engineering experience and a fee of S\$750. The fee to sit for the oral examination is \$450 and the fee for registration is \$300.

4 Application for Previously Registered or Experienced Applicant – Step by Step Guide

To submit EPE application, go to the **Applications** tab. Click the EPE icon to begin and submit your application.



4.1 Submission of Application

The online application form should take about 10 to 15 minutes to complete. All entries are to be made in Title Case (i.e. Capitalise Each Word). During the application process, you may save your progress by selecting **"Save as Draft"**. This allows you to return and continue from where you left off the next time you logged in. To resume, simply click on the application with a **"Draft"** status on your dashboard.

Step 1 - Declaration

Before you proceed to apply for EPE, you are required to select your applied engineering branch, as well as your specialisation in the check box. You will also be required to read about the requirements for Experienced Professional Engineer Application and declare that you have done so. You may click and read the requirements at [*Applicant – Experienced Professional Engineer Application*](#). Please review all declarations carefully and check the corresponding boxes where applicable to proceed with the application.

Note: The **"Proceed"** button will be enabled only after you have opened and reviewed the requirements under **"Applicant – Experienced Professional Engineer Application"** and checked all the required declaration boxes.

professional engineers board singapore

A Singapore Government Agency Website [How to identify](#)

professional engineers board singapore

Dashboard Applications Request Changes

Chin Jia Wong

Estimated time to complete this form: 20 Minutes

Application for Previously Registered or Experienced Applicant (EPE)

Before you proceed to register for EPE Application, you are required to read and understand the requirements for registration as an experienced professional engineer and you declare that you have done so.

Applied Engineering Branch*

Electrical

Specialisation*

☐ Power Engineering ☐ HT Transmission & Distribution ☐ LT Distribution ☐ Building Services/Automation ☐ Exterior Lighting Systems ☐ Airport Lighting Systems ☐ Control ☐ Telecommunication ☐ Electronic ☐ Information Technology ☐ Energy Saving Systems

☐ Power Quality Solutions ☐ Others (Please Specify):

Declaration:

☐ Please click and read the requirements at Information for Applicant - Experienced Professional Engineer Application. I have read and understood the requirements for registration as an experienced professional engineer.

☐ Criminal offence:

☐ I have not been convicted of a criminal offence in a Court of law and / or knowingly been investigated in connection with a criminal offence in any country

☐ I hereby declare that if I am registered, I shall be personally in charge of all the projects for which I should certify, stamp and sign all professional engineering work reports, documents and if necessary, submit plans to the regulatory authorities. I intend to perform my duties and discharge my responsibilities in compliance with:

a) The Professional Engineers Act and Rules; and

b) All Acts and Regulations in my engineering practice

☐ I hereby authorise the Professional Engineers Board (PEB) to seek verification on the information submitted in any manner and by any means as it deems fit and proper.

☐ I would like to proceed with my application. I understand that PEB will make a partial refund of \$600.00 should my application not be accepted by PEB.

Process

Step 2 – Personal Particulars

- All fields indicated with * are mandatory.
- Make the appropriate selection in fields with a dropdown list.
- The same identification document must be produced during the exam.

Declaration

Personal Particulars

Contact Information

Employment Information

Summary of Education

Employment History

Professional Experience

Supporting Documents

Summary

Payment

Application for Previously Registered or Experienced Applicant (EPE)

Personal Particulars

(Complete this form in English. Fields marked with an asterisk are compulsory)

Cancel Save as Draft Next

Salutation*

Sex*

Age

Nationality*

ID Type*

Full Name*

Date of Birth*

dd-mm-yyyy

Place of Birth*

Race*

ID No.*

Step 3 – Contact Information

- All fields indicated with * are mandatory.
- Make the appropriate selection in fields with a dropdown list.
- Only one set of data input for each field is required on contact no. and email address, i.e. do not input more than 1 contact no. or email address in the same field.
- As some companies may have 'firewalls' in place, do provide a personal email address to ensure you receive an email acknowledgement of your application.
- You are required to provide a Singapore mailing address. Enter the postal code in the *Postal Code* field and click the *Search* button. The system will automatically populate the *Block/House No.*, *Street/City/State Name*, and *Building Name*. You will only need to enter the *Floor No.* and *Unit No.*
Please note: The populated data is not editable, so there is no need to change the text format (e.g., from UPPERCASE to Title Case).

Application for Previously Registered or Experienced Applicant (EPE)

Contact Information
(Complete this form in English. Fields marked with an asterisk are compulsory)

[Cancel](#) [Save as Draft](#) [Next](#)

Residential Phone No.*
+65 ▾ Area code Residential Phone No.*

Office Phone No.*
+65 ▾ Area code Office Phone No.*

Mobile Phone No.*
+65 ▾ Area code Mobile Phone No.*

Email Address*
chinciyawong82@yopmail.com

Verify Email Address*
chinciyawong82@yopmail.com

Residential Address

Country*
Singapore ▾

Block/House No.*
Block/House No.*

Floor No.
Floor No.

Building Name
Building Name

Postal Code*
309050 [Search](#)

Street/City/State Name*
Street/City/State Name*

Unit No.
Unit No.

Employer Address

☐ Employer address applicable

Country
▾

Block/House No.
Block/House No.

Floor No.
Floor No.

Building Name
Building Name

Postal Code
Postal Code

Street/City/State Name
Street/City/State Name

Unit No.
Unit No.

Mailing Address (Singapore Address Only)

☐ Same as Residential Address ☐ Same as Employer Address

Step 4 – Employment Information

- All fields indicated with * are mandatory.
- Based on your selection of *Employer Type (Private Sector/Public Sector)*, make the appropriate selection in fields with a dropdown list.
- Provide your current employment status and information. Failure to provide accurate employer status and information may affect your EPE application in meeting the required practical experience in engineering work.

Step 5 – Summary of Education

- Before proceeding with the application, applicants must add at least one education summary. To do so, click the **"Add"** button to input your qualifications.

- All fields indicated with * are mandatory.
- Make the appropriate selection in fields with a dropdown list.
- Begin with your first engineering qualification. If you have received advanced standing for your engineering degree, it is important that you first provide information on the qualifications for which you were granted advanced standing (e.g. Diploma).
- Do not input non-engineering related qualifications.
- Do not use abbreviations on the name of the university and ensure that the university name and address are the same as you have indicated in the form on verification of academic record.
- The dates indicated must be the same as those on your qualification certificate. If the date of the award is not indicated on the certificate, you may use the date as shown on the transcript.

professional engineers board singapore

- If you have additional qualifications (engineering related), click the **"Add"** button. Otherwise, proceed to the next page by clicking the **"Next"** button.

Add a Qualification
(Complete this form in English. Fields marked with an asterisk are compulsory)

Country of Qualification Awarded*
Singapore

Qualification Type*
Diploma

Name of University/College/Institution*
Name of University/College/Institution*

Address of University/College/Institution*
Address of University/College/Institution*

Qualification Awarded*
i.e. Diploma in Civil Engineering

Attendance Date From*
dd-mmm-yyyy

Attendance Duration
Years/Months

Program Duration*
4 Years

Date of award*
dd-mmm-yyyy

Remarks
Enter Remarks, such as thesis title

Branch of Engineering*
Chemical

Attendance To*
dd-mmm-yyyy

Type of Program*
Full Time

Save

Step 6 – Employment History

- Before proceeding with the application, applicants must add at least one employment history. To do so, click the **"Add"** button to input your employment history.

Application for Previously Registered or Experienced Applicant (EPE)

Employment History
(Complete this form in English. Fields marked with an asterisk are compulsory)

Cancel

Save as Draft

Next

Name of Company/Organisation	Date	Designation	Actions
Please add at least one employment history to proceed			

Show 10 entries

Showing 0 to 0 of 0 entries

«

<

>

»

Add

- All fields indicated with * are mandatory.
- Make the appropriate selection in fields with a dropdown list.
- Provide your current and previous employment status and information.

- If you have additional employment history, click the **"Add"** button. Otherwise, proceed to the next page by clicking the **"Next"** button.

The screenshot shows a form titled "Add an Employment History" with a subtext "(Complete this form in English. Fields marked with an asterisk are compulsory)". A blue "Save" button is in the top right corner. The form is divided into two columns. The left column contains: "Under Employment currently*" with a checkbox for "Currently"; "From*" with a date input field (dd-mmm-yyyy) and a calendar icon; "Designation*" with a text input field; and "Total Employment (Yrs)*" with a dropdown menu showing "0". The right column contains: "To*" with a date input field (dd-mmm-yyyy) and a calendar icon; "Name of Company/Organisation*" with a text input field; and "Total Employment (Mths)*" with a dropdown menu showing "0".

Step 7 – Professional Experience

- Before proceeding with the application, applicants must add at least one professional experience record. To do so, click the **"Add"** button to input your experience record.

The screenshot shows a form titled "Application for Previously Registered or Experienced Applicant (EPE)". Below the title is a section for "Professional Experience" with a subtext "(Complete this form in English. Fields marked with an asterisk are compulsory)". There are three buttons: "Cancel", "Save as Draft", and "Next". Below these is a table with columns: "Project Start Date", "Project End Date", "Project Duration", "Project Title", "Total Time", and "Actions". Below the table is a message: "Please add at least one professional experience to proceed". Below this message is a "Show" dropdown menu set to "10" and the text "entries". Below that is the text "Showing 0 to 0 of 0 entries". At the bottom right is a blue "Add" button. At the bottom left is a text input field labeled "No. of Years of Post Graduate Professional experience".

- All fields indicated with * are mandatory.
- Make the appropriate selection in fields with a dropdown list.
- Provide your current and previous project status and information.
- If you have additional project experience, click the **"Add"** button. Otherwise, proceed to the next page by clicking the **"Next"** button.

Add Experience
(Complete this form in English. Fields marked with an asterisk are compulsory)

Project Start Date*
(From Date of Qualification Approved by PEB)
dd-mm-YYYY

Project End Date*
dd-mm-YYYY

Project Title*

Duration (Months)*
Months

Duration (Years)*
Years

Supervising PE (If Applicable)*
NA

Position Held*

Total Time - In Design or Research (A)*
If NA, input as '0'

Years
0

Months
0

Total Time - Supervisory work (B)*
If NA, input as '0'

Years
0

Months
0

Total Time - Inspection, Investigation, Evaluation, or Testing And Commissioning Work (C)*
If NA, input as '0'

Years
0

Months
0

Total Time (Years)*
0

Total Time (Months)*
0

Comp. Elements Acquired*
☐ PRO ☐ DDS ☐ EVA ☐ RFD ☐ MEA ☐ JUD ☐ COM

Employer Name*

Country*
Singapore

Postal/Zip Code*

Block/House No.*

Street Name*

Floor No.

Unit No.

Building Name

Step 8 – Supporting Document

- All fields indicated with * are mandatory.
- All files will have a maximum of 5 MB upload limit.
- Follow the on-screen instructions to upload the correct file type and the required number of files for each category.
- If you have additional supporting documents, upload your file under **"Any Other Supporting Document(s)"**. Otherwise, proceed to the next page by clicking the **"Next"** button
- Additional Information:
 - Postgraduates can upload up to 6 files of maximum 5 MB each under 'Report on Postgraduate Engineering Experience'.
 - Certificates of good conduct from at least 2 character referees are required.

The screenshot shows the 'Supporting Documents' section of the 'Application for Previously Registered or Experienced Applicant (EPE)' form. At the top right are buttons for 'Cancel', 'Save as Draft', and 'Next'. The section contains several expandable categories, each with a radio button and an upward arrow: 'Personal', 'Masters of Electrical Engineering', 'Certificate of Good Conduct', 'Verified Summary of Postgraduate Professional Experience', 'Report on Postgraduate Engineering Experience', and 'Any Other Supporting Document(s)'. Under the 'Personal' category, there is a requirement for a 'Passport-Sized Photo* (JPG, JPEG, PNG) (Up to 5MB)' with a dashed box and a plus icon for upload. Similarly, under 'Certificate of Good Conduct', there is a requirement to 'Upload Certificate of Good Conduct (Require 2 Certificates)* (PDF) (Up to 5MB)' with an upload icon. Under 'Report on Postgraduate Engineering Experience', there is a requirement to 'Upload Report on Postgraduate Engineering Experience* (PDF) (Up to 5MB)' with an upload icon.

Step 9 – Summary

This section allows you to check and confirm your information before submitting the online application.

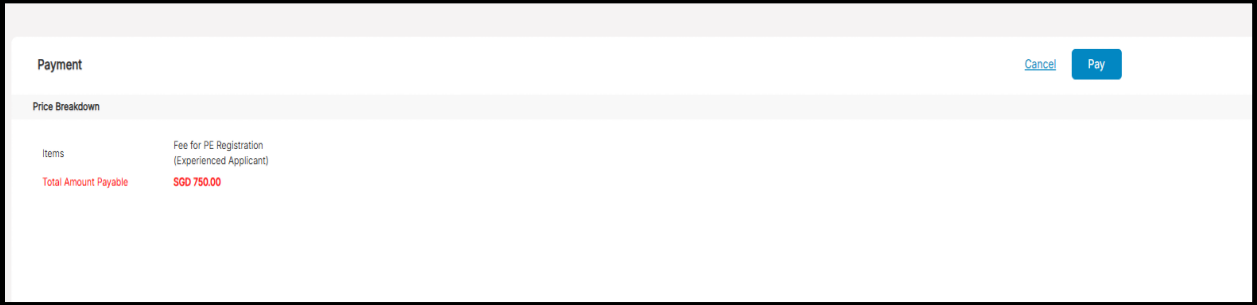
- To make changes to your input, use the side menu to navigate to the relevant pages. Avoid using your browser's Back or Forward buttons, as this may disrupt the application process.
- Confirm that all information provided is accurate by ticking the checkbox, then click **"Next"** to proceed.

The screenshot shows the 'Summary' section of the application form. On the left is a vertical side menu with a progress indicator (a red dot on a line) for each step: Declaration, Personal Particulars, Contact Information, Employment Information, Summary of Education, Employment History, Professional Experience, Supporting Documents, Summary (highlighted in red), and Payment. The main content area shows the 'Summary' section with a list of expandable categories (Personal Particulars, Contact Information, Employment Information, Summary of Education, Employment History, Professional Experience, Supporting Document) and a checkbox labeled 'The information as shown above is correct and have been updated by me.' At the top right are buttons for 'Cancel', 'Next', and 'Generate PDF'.

Step 10 – e-Payment

This section allows you to pay your application fee by e-payment.

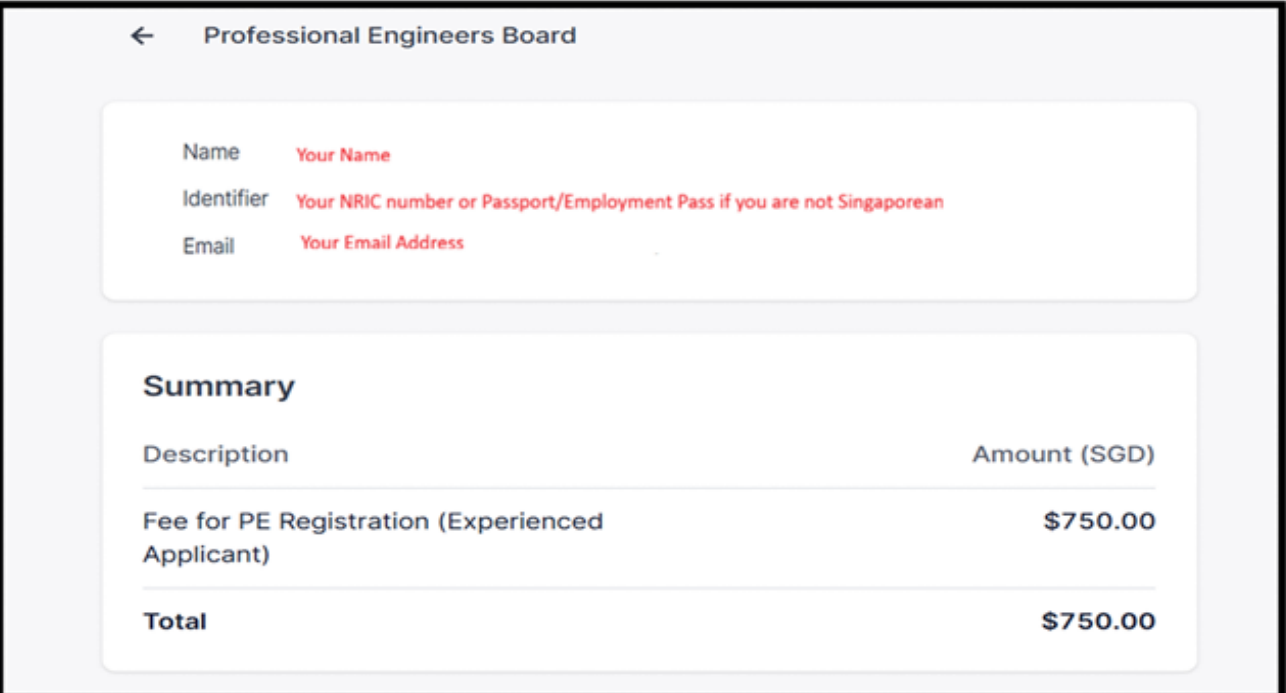
- Click the **"Pay"** button to get into the payment page.



The screenshot shows a 'Payment' page with a 'Price Breakdown' section. At the top right, there are 'Cancel' and 'Pay' buttons. The 'Price Breakdown' table lists the fee for PE Registration (Experienced Applicant) as SGD 750.00.

Items	Fee for PE Registration (Experienced Applicant)
Total Amount Payable	SGD 750.00

- To proceed with the payment please click the **"Yes"** button from the Confirm pop up to redirect to the payment page.
- The accepted payment mode is VISA or Master credit card/ debit card.
- You may make a final check of your input done at the Payment page before clicking the Pay button.
- To return to the PEB Portal dashboard you can click the backward button upon the top left corner.
- To complete the payment, you can click the **"Pay"** button to proceed.
- After payment is submitted you will be redirected back to the PEB Portal dashboard within 10 seconds.
- You will receive Pay SG and PEB acknowledgement email once the application is submitted.



The screenshot shows the 'Professional Engineers Board' payment summary page. It includes a header with a back arrow and the board's name. Below, there are fields for Name, Identifier, and Email, each with a red placeholder text. A 'Summary' table lists the fee for PE Registration (Experienced Applicant) as \$750.00, with a total of \$750.00.

Summary	
Description	Amount (SGD)
Fee for PE Registration (Experienced Applicant)	\$750.00
Total	\$750.00

Complete payment

Card number

1234 1234 1234 1234

VISA

Expiration date

MM / YY

Security code

CVC


123

Country

Singapore

▼

Pay \$750.00



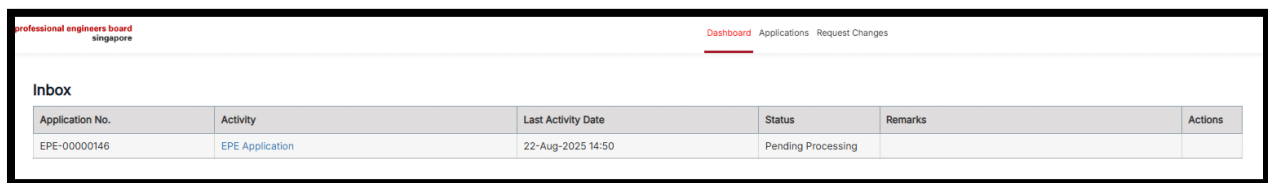
Payment Successful! Redirecting in 10 seconds. To print the completed application form, please navigate to the submitted application in the dashboard.

Step 11 – Application Form

Once the payment is made, please navigate to the submitted application in the dashboard. Click on the EPE application with status **"Pending Processing"**. You will be redirected to the Summary page. Click on the **"Generate PDF"** button to print the submitted application form for your reference.

PEB will review and process your application and may reach out to you should any additional information or supporting documents be required. All correspondence will be sent from registrar@peb.gov.sg, please look out for notification. Alternatively, you can log in to the PEB portal to check the status of the application.

In case of any clarifications, PEB will return the application to you and the application will be in status **"Pending Resubmission"**.




professional engineers board singapore

Dashboard Applications Request Changes

Inbox

Application No.	Activity	Last Activity Date	Status	Remarks	Actions
EPE-00000146	EPE Application	22-Aug-2025 14:50	Pending Processing		



Summary

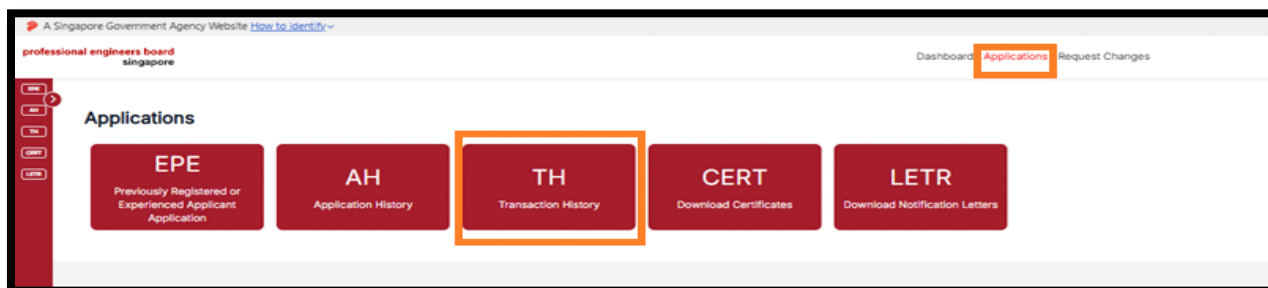
Next Generate PDF

- Personal Particulars
- Contact Information
- Employment Information
- Summary of Education
- Employment History
- Professional Experience
- Supporting Document

☒ The information as shown above is correct and have been updated by me.

4.2 Download Payment Receipt

To download the payment receipt, navigate to Applications → Transaction History and click on the download button.



Download Receipt							
Order No	Transaction Date	Description	Amount	Application Type	Payment Mode	Transaction Status	Action
PEBREC/20250822/00002530	22-Aug-2025 14:47	Fee for PE Registration (Experienced Applicant)	750.00	EPE	PaySG	Success	Download

5 Re-Submission of Application

In case of any clarifications, PEB will return the application and notify you by email. You will be required to log in to the system and resubmit the application with the requested details.

To resubmit the returned application, proceed as follows:

- i. Log in to the system.
- ii. The application will be in the status **"Pending Re-Submission"**.

Inbox					
Application No.	Activity	Last Activity Date	Status	Remarks	Actions
EPE-00000151	EPE Application	27-Aug-2025 22:06	Pending Re-Submission	Submit additional qualification document	

- iii. Select the application to open the **Correspondence** page.
- iv. Click **"Additional Documents"** to expand the section.

Declaration
Personal Particulars
Contact Information
Employment Information
Summary of Education
Employment History
Professional Experience
Supporting Documents
Summary
Correspondence

Application for Previously Registered or Experienced Applicant (EPE)

Correspondence

Additional Documents

Resubmit

- v. You can view the comments provided by PEB.

Declaration

Personal Particulars

Contact Information

Employment Information

Summary of Education

Employment History

Professional Experience

Supporting Documents

Summary

Correspondence

Application for Previously Registered or Experienced Applicant (EPE)

Resubmit

Additional Documents

Commented By: PEB Officer
Date of Comment: 27-Aug-2025
Comments: Submit additional qualification document
Accept files format and limit size (JPG, JPEG, PNG, PDF) (Up to 5MB)

+

Drop to upload

Remarks*

Please Enter Remarks

- vi. Upload the required documents or provide the requested details.
- vii. Enter the **"Remarks"** and click **"Resubmit"** to resubmit the application to PEB for further processing.
- viii. After resubmission, the status of the application will change to **"Pending Processing (Resubmission)"**.



Inbox					
Application No.	Activity	Last Activity Date	Status	Remarks	Actions
EPE-00000151	EPE Application	27-Aug-2025 22:08	Pending Processing (Resubmission)		

6 Download Notification Letters

Once the submitted application is approved, you can download the **Notification Letters** by navigating to Applications → Download Notification Letters and clicking the download button.

A Singapore Government Agency Website [How to Identify](#)

professional engineers board
singapore

DashboardApplicationsCPDCircularsConduct & Ethics CasesRequest ChangesElection / NominationAttendance Upload

PC
EPE
SPE
EA
AH
TH
CERT
LETR

Applications

PC
PC Application

EPE
Previously Registered or Experienced Applicant Application

SPE
Specialist PE Application

EA
Event Application

AH
Application History

TH
Transaction History

CERT
Download Certificates

LETR
Download Notification Letters

Notification Letters

Application	Application No.	Branch/Specialisation	Issued Date	Letter Name	Action
EPE	EPE-00000084	Civil	16-Apr-2025 05:49	EPE Pass Letter(registered Jan-Jun)	Download